









Roll-a-Lego Creation

Directions: Roll the dice. Whatever number comes up, that's the part you build! Once you are done, roll again for the next part of the creation. When you are all done, take a picture and ask an adult to add it to the comments!

Create A Creature

	Head	Body	Arms/Legs	Tail
	One HUGE head!	Crazy stripes!	Octopus tentacles	Super Long Tail
	Two heads that don't get along.	A Fishy Body	T-Rex arms and legs	Spiky Tail
	A dog head	Your favorite color	Crab claws!	Striped Tail
	A dragon head	A Disney character	One. Giant. Foot.	A teeny, tiny tail
	A really tall head	A vegetable	Incredible Hulk Arms	A flower tail
	World's smallest head	A robot	Centipede Legs...ew.	A horse tail



CAMP & RETREAT MINISTRIES
WISCONSIN CONFERENCE | UNITED METHODIST CHURCH









CAMP & RETREAT MINISTRIES
WISCONSIN CONFERENCE | UNITED METHODIST CHURCH

Roll-a-Lego Creation

Directions: Roll the dice. Whatever number comes up, that's the part you build! Once you are done, roll again for the next part of the creation. When you are all done, take a picture and ask an adult to add it to the comments!

Create A Vehicle

	Theme	Type	Wheels	Wings
	Superhero Vehicle	Minivan	All of them	Helicopter Blades
	Outer Space	Boat	Tiny little baby wheels	Bird Wings
	Cartoon or Movie	Airplane	Just mini-fig legs	None
	Fantasy/Magical	Spaceship	A set of skis	Airplane Wings
	Food Delivery	Bike	Rocket Boosters	2 sets of wings
	Summer Camp	Monster Truck	HUGE WHEELS	Wings that are a little too big...